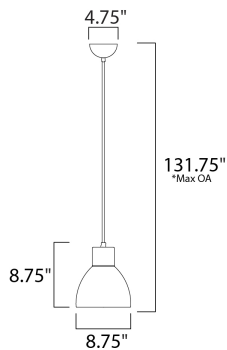
**PRODUCT DESCRIPTION**

Spun metal shades in various sizes are perfect for budget installations. Available in Black with gold interior and Satin Nickel with white interior, these pendants are very stylish.



\*max overall height



**MEASUREMENTS**

DIMENSION : 8.75" L x 8.75" W x 8.75" H  
 MAX OAH : 131.75" OAH  
 CANOPY : 4.75" W x 2.25" H x 4.75" L  
 HANGING WEIGHT : 2.16 lb

**LAMPING**

INPUT VOLTAGE : 120V  
 BULB : 1 x 60W Incandescent E26 Medium , 60W Total  
 BULB INCLUDED : (Not Included)  
 DIMMABLE : Yes

**FINISHES OPTION**

 Black / Gold  
 Satin Nickel

**MATERIAL**

Steel

**RATINGS**

cETLus  
 Dry Location

**ADDITIONAL**

ADJUSTABLE  
 SLOPE: 120  
 OPERATING TEMPERATURE:  
 -20°C (-4°F), 40°C (104°F)

Always consult a qualified electrician before installing any lighting product.



**WESTERN DISTRIBUTION CENTER (HEADQUARTER)**  
 253 NORTH VINELAND AVE | CITY OF INDUSTRY, CA 91746

**EASTERN DISTRIBUTION CENTER**  
 4200 SHIRLEY DR. | ATLANTA, GA 30336

P. 626.956.4200 | F. 626.956.4225 | maximlighting.com