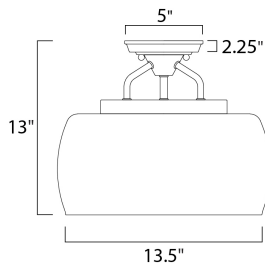




#### PRODUCT DESCRIPTION

Simple yet elegant frames are finished in two tone finishes to add upscale element to this economical collection. Frames are available in either Bronze with Antique Brass accents or Black with Satin Nickel accents. Both are supplied with Clear glass shades inspired by stemware for a tailored profile.





#### MEASUREMENTS

DIMENSION : 13.5" L x 13.5" W x 13" H  
CANOPY : 4.88" W x 2.25" H x 4.88" L  
HANGING WEIGHT : 5.35 lb

#### LAMPING

INPUT VOLTAGE : 120V  
BULB : 3 x 60W Incandescent E26 Medium , 180W Total  
BULB INCLUDED : (Not Included)  
DIMMABLE : Yes

#### FINISHES OPTION

 Black / Satin Nickel  
 Bronze / Antique Brass

#### GLASS

Clear CL

#### MATERIAL

Steel, Glass

#### RATINGS

cULus  
Dry Location



#### ADDITIONAL

OPERATING TEMPERATURE:  
-20°C (-4°F), 40°C (104°F)

Always consult a qualified electrician before installing any lighting product.



**WESTERN DISTRIBUTION CENTER (HEADQUARTER)**  
253 NORTH VINELAND AVE | CITY OF INDUSTRY, GA 91746

**EASTERN DISTRIBUTION CENTER**  
4200 SHIRLEY DR. | ATLANTA, GA 30336

P. 626.956.4200 | F. 626.956.4225 | maximlighting.com