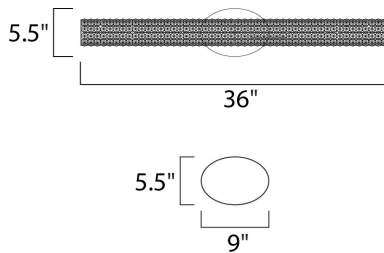


## PRODUCT DESCRIPTION

Clear Beveled Crystals are strung onto a continuous wire and wrapped over a tubular metal frame finished in your choice of a high luster Polished Chrome or vibrant Rose Gold. Hidden within the tubular frame is a LED light source, which not only adds beauty and sparkle to the crystal, but adds ample light for the vanity.





## MEASUREMENTS

DIMENSION : 36" W x 5.5" H x 5" Ext  
BACK PLATE : 5.25" W x 9" H x 2.7" HCO  
HANGING WEIGHT : 7.54 lb

## LAMPING

INPUT VOLTAGE : 120V  
LUMENS : 1,120 Rated  
BULB : 1 x 16W LED PCB Integrated , 16W Total  
BULB INCLUDED : (Integrated)  
DIMMABLE : Triac CL  
CRI : 80+ CRI  
COLOR\_TEMP : 3000K

## FINISHES OPTION

 Polished Chrome  
 Rose Gold

## GLASS

Beveled Crystal BC

## MATERIAL

Steel, Crystal

## RATINGS

cETLus  
Damp Location



## ADDITIONAL

INSTALL UP/DOWN: All  
OPERATING TEMPERATURE:  
-20°C (-4°F), 40°C (104°F)

Always consult a qualified electrician before installing any lighting product.



**WESTERN DISTRIBUTION CENTER (HEADQUARTER)**  
253 NORTH VINELAND AVE | CITY OF INDUSTRY, CA 91746

**EASTERN DISTRIBUTION CENTER**  
4200 SHIRLEY DR. | ATLANTA, GA 30336

P. 626.956.4200 | F. 626.956.4225 | maximlighting.com