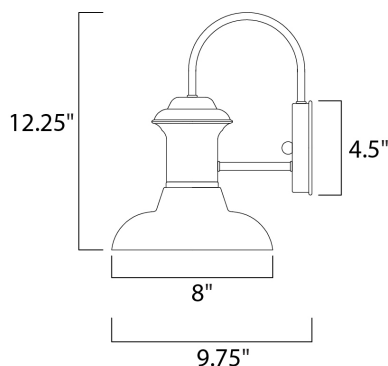




#### PRODUCT DESCRIPTION

Wharf is a transitional style collection from Maxim Lighting International, available in multiple finishes.





#### MEASUREMENTS

DIMENSION : 8" W x 12.25" H x 9.75" Ext  
 BACK PLATE : 4.5" W x 4.5" H x 6.25" HCO  
 HANGING WEIGHT : 1.16 lb

#### LAMPING

INPUT VOLTAGE : 120V  
 BULB : 1 x 60W Incandescent E26 Medium , 60W Total  
 BULB INCLUDED : (Not Included)  
 DIMMABLE : Yes

#### FINISHES OPTION

 Empire Bronze  
 Oriental Bronze

#### MATERIAL

Aluminum

#### RATINGS

cETLus  
 Wet Location



#### ADDITIONAL

OPERATING TEMPERATURE:  
 -20°C (-4°F), 40°C (104°F)

Always consult a qualified electrician before installing any lighting product.



**WESTERN DISTRIBUTION CENTER (HEADQUARTER)**  
 253 NORTH VINELAND AVE | CITY OF INDUSTRY, CA 91746

**EASTERN DISTRIBUTION CENTER**  
 4200 SHIRLEY DR. | ATLANTA, GA 30336

P. 626.956.4200 | F. 626.956.4225 | maximlighting.com