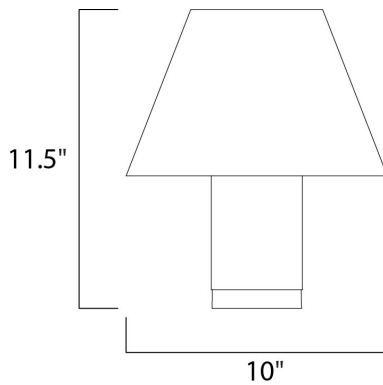




#### PRODUCT DESCRIPTION

This classic design features indirect light from within the shade as well as direct down light through the clear acrylic diffuser. Durable die cast aluminum construction is available in your choice of Architectural Bronze or Black.





#### MEASUREMENTS

DIMENSION : 10" L x 10" W x 11.5" H  
HANGING WEIGHT : 3.44 lb

#### LAMPING

INPUT VOLTAGE : 120V  
LUMENS : 595 Rated  
BULB : 1 x 8.5W LED PCB Integrated , 8W Total  
BULB INCLUDED : (Integrated)  
DIMMABLE : No  
CRI : 80+ CRI  
COLOR\_TEMP : 3000K

#### FINISHES OPTION

 Architectural Bronze  
 Black

#### MATERIAL

Aluminum, Acrylic

#### RATINGS

cETLus  
Wet Location  
For Outdoor



#### ADDITIONAL

OPERATING TEMPERATURE:  
-20°C (-4°F), 40°C (104°F)

Always consult a qualified electrician before installing any lighting product.