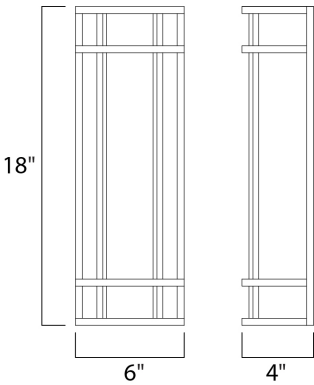




PRODUCT DESCRIPTION

Crafted of 304 Grade Stainless steel and UV stabilized acrylic, Moon Ray offers a classic design thoughtfully engineered to withstand commercial uses indoors and outdoors. Advanced LED technology delivers high light output.





MEASUREMENTS

DIMENSION : 6" W x 18" H x 4" Ext  
BACK PLATE : 5.25" W x 17" H x 9" HCO  
HANGING WEIGHT : 3.42 lb

LAMPING

INPUT VOLTAGE : 120-277V  
LUMENS : 1,700 Rated (1,000 Del.)  
BULB : 1 x 20W LED PCB Integrated , 20W Total  
BULB INCLUDED : (Integrated)  
DIMMABLE : No  
CRI : 80+ CRI  
COLOR\_TEMP : 3000K

FINISHES OPTION

 Bronze  
 Satin Nickel

GLASS

White WT

MATERIAL

Stainless Steel, Acrylic

RATINGS

cETLus  
Wet Location  
ADA



ADDITIONAL

INSTALL UP/DOWN: Up  
OPERATING TEMPERATURE:  
-20°C (-4°F), 40°C (104°F)

PHOTOMETRIC: Report Found Online

Always consult a qualified electrician before installing any lighting product.



**WESTERN DISTRIBUTION CENTER (HEADQUARTER)**  
253 NORTH VINELAND AVE | CITY OF INDUSTRY, GA 91746  
**EASTERN DISTRIBUTION CENTER**  
4200 SHIRLEY DR. | ATLANTA, GA 30336  
P. 626.956.4200 | F. 626.956.4225 | maximlighting.com