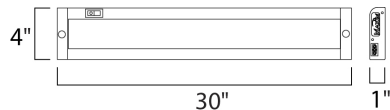




#### PRODUCT DESCRIPTION

The MX-L120-EL features a new edge illuminated technology that provides even light without the common LED spots on the counter. The enclosed design does not need to be open for either wiring or for mounting. Knockouts for wiring are on a removable plate on the back for quick and easy wiring.






#### MEASUREMENTS

DIMENSION : 30" L x 4" W x 1" H  
HANGING WEIGHT : 2.9 lb

#### LAMPING

INPUT VOLTAGE : 120V  
LUMENS : 975 Rated  
BULB : 15W LED PCB Integrated , 15W Total  
BULB INCLUDED : (Integrated)  
DIMMABLE : Triac CL  
CRI : 80+ CRI  
COLOR\_TEMP : 2700K

#### FINISHES OPTION

 Anodized Bronze  
 Brushed Aluminum  
 White

#### MATERIAL

Aluminum, Acrylic

#### RATINGS

Dry Location



#### ADDITIONAL

RATED LIFE 40000 Hours  
OPERATING TEMPERATURE:  
-20°C (-4°F), 40°C (104°F)

Always consult a qualified electrician before installing any lighting product.



**WESTERN DISTRIBUTION CENTER (HEADQUARTER)**  
253 NORTH VINELAND AVE | CITY OF INDUSTRY, CA 91746

**EASTERN DISTRIBUTION CENTER**  
4200 SHIRLEY DR. | ATLANTA, GA 30336

P. 626.956.4200 | F. 626.956.4225 | maximlighting.com