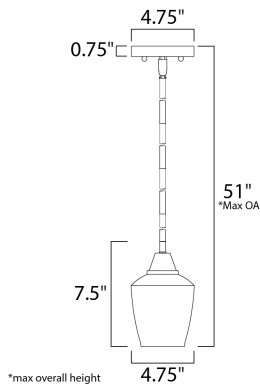




### PRODUCT DESCRIPTION

Simple yet elegant frames are finished in two tone finishes to add upscale element to this economical collection. Frames are available in either Bronze with Antique Brass accents or Black with Satin Nickel accents. Both are supplied with Clear glass shades inspired by stemware for a tailored profile.





### MEASUREMENTS

DIMENSION : 4.75" L x 4.75" W x 7.5" H  
 MAX OAH : 51" OAH  
 CANOPY : 4.75" W x 0.75" H  
 HANGING WEIGHT : 1.76 lb

### LAMPING

INPUT VOLTAGE : 120V  
 BULB : 1 x 60W Incandescent E26 Medium , 60W Total  
 BULB INCLUDED : (Not Included)  
 DIMMABLE : Yes

### FINISHES OPTION

 Black / Satin Nickel  
 Bronze / Antique Brass

### GLASS

Clear CL

### MATERIAL

Steel, Glass

### RATINGS

cULus  
 Dry Location



### ADDITIONAL

ADJUSTABLE  
 SLOPE: 120  
 OPERATING TEMPERATURE:  
 -20°C (-4°F), 40°C (104°F)

Always consult a qualified electrician before installing any lighting product.



**WESTERN DISTRIBUTION CENTER (HEADQUARTER)**  
 253 NORTH VINELAND AVE | CITY OF INDUSTRY, GA 91746

**EASTERN DISTRIBUTION CENTER**  
 4200 SHIRLEY DR. | ATLANTA, GA 30336

P. 626.956.4200 | F. 626.956.4225 | maximlighting.com