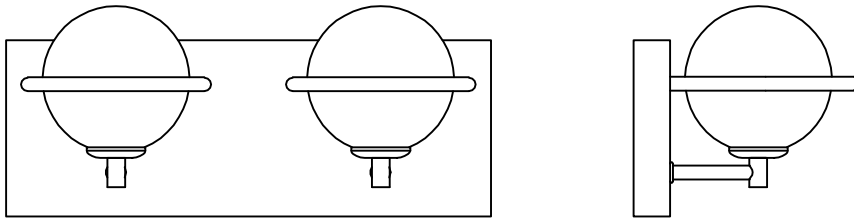




PRODUCT NAME: Revolve  
ITEM NUMBER: 21602SWBKGLD

Please consult your electrician for hanging fixture and wiring.



**The fixture is designed to dim with a standard Triac forward phase dimmer. Dimming levels will vary by dimmer.**

**Below is a list of recommended dimmers:**

- Lutron MACL-153M**
- Lutron DVL-153P**
- Lutron SCL-153P**
- Leviton IPL06-10Z**
- Leviton 6674-POW**

**Due to inrush current wattage should not exceed 150 watts of product for a 600 watt dimmer.**

**Bulb(included): 2 x 4W LED G9 bulbs**

**IMPORTANT: Turn off the power at the main fuse or circuit breaker box before starting installation**



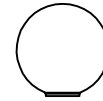
(A)  
Mounting Bracket



(C)  
Anchors

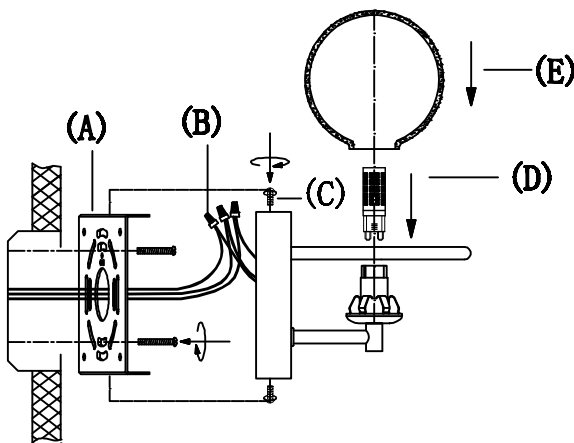


(D)  
Lamp

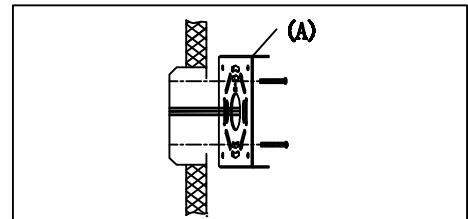


(E)  
Glass

**Locate all hardware & components before discarding packaging**

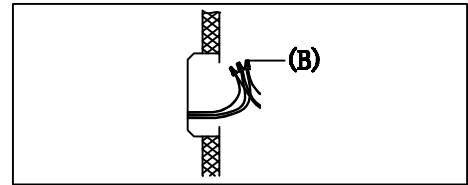


1.)



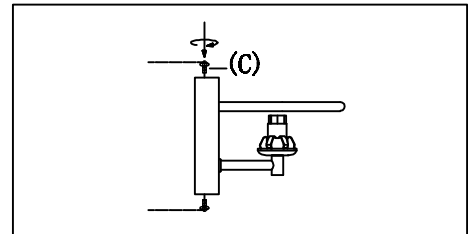
**Step.1: Remove mounting bracket (A) from fixture and install to electrical box.**

2.)



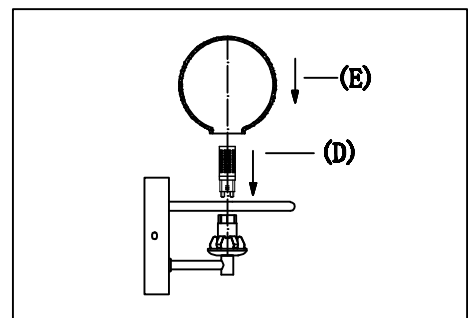
**Step.2: Wire fixture to wires (B) in outlet box. Copper wire is for Ground.**

3.)



**Step.3: Install fixture to bracket and tighten finials (C) at the ends of the canopy to secure.**

4.)



**Step.4: Install G9 light bulb provided (D) and screw on glass shade (E).**

**Cleaning & Care:**

Clean with soft cloth and a mild detergent.  
Do not use abrasive cleaner.