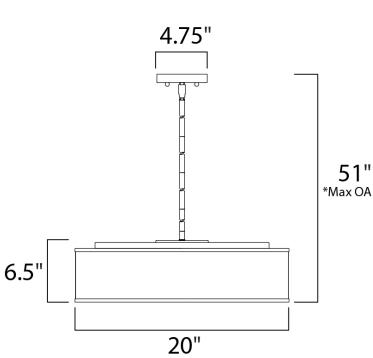




**PRODUCT DESCRIPTION**

Drum shades in a variety of fabrics and materials are a core lighting offering. Flush mounts, pendants, and ADA sconces are available in options of linen, organza, grasscloth, and sound absorbing grey felt shades. An internal acrylic diffuser, illuminated by an evenly dispersed powerful LED light source, directs light downward and produces an ambient glow inside the outer shade. This lens features a crisp and tidy twist-lock mechanism that eliminates any visible hardware. whether it is put in a residential or commercial context, this collection meets the necessary application needs while adding style to the space.



\*max overall height



**MEASUREMENTS**

DIMENSION	: 20" L x 20" W x 6.5" H
MAX OAH	: 51" OAH
CANOPY	: 4.75" W x 0.75" H x 4.75" L
HANGING WEIGHT	: 8.84 lb

**LAMPING**

INPUT VOLTAGE	: 120V
LUMENS	: 2,275 Rated
BULB	: 5 x 6.5W LED PCB Integrated , 32W Total
BULB INCLUDED	: (Integrated)
DIMMABLE	: Electronic Low Voltage (ELV)
CRI	: 90+ CRI
COLOR_TEMP	: 3000K

**FINISHES OPTION**

-  Oil Rubbed Bronze (OI)
-  Satin Nickel (SN)

**MATERIAL**

Steel, Acrylic, Fabric

**RATINGS**

cETLus  
 Dry Location



**ADDITIONAL**

ADJUSTABLE  
 SLOPE: 120  
 RATED LIFE 35000 Hours  
 OPERATING TEMPERATURE:  
 -20°C (-4°F), 40°C (104°F)

PHOTOMETRIC: Report Found Online

Always consult a qualified electrician before installing any lighting product.



WESTERN DISTRIBUTION CENTER (HEADQUARTER)  
 253 NORTH VINELAND AVE | CITY OF INDUSTRY, CA 91746  
 EASTERN DISTRIBUTION CENTER  
 101 GARDNER PARK | PEACHTREE CITY, GA 30269  
 P. 626.956.4200 | F. 626.956.4225 | maximlighting.com