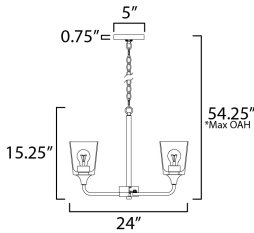




**PRODUCT DESCRIPTION**

Sleek contours and flared accents define Hudson. A tapered cylinder drum of glass, offered in Clear or Satin White, shapes light with modern simplicity. The streamlined silhouette carries across pendants, chandeliers, and bath sconces for cohesive whole-home design. Finished in Black, Satin Nickel, or Natural Aged Brass, the collection balances durability with elevated detail, delivering a polished architectural look that feels current, approachable, and enduring.



\*max overall height



**MEASUREMENTS**

- DIMENSION : 24" L x 24" W x 15.25" H
- MAX OAH : 54.25" OAH
- CANOPY : 5" W x 0.75" H x 5" L
- HANGING WEIGHT : 13.6 lb

**LAMPING**

- INPUT VOLTAGE : 120V
- BULB : 5 x 60W Incandescent E26 Medium , 300W Total
- BULB INCLUDED : (Not Included)
- DIMMABLE : Triac or ELV (Phase Dim)
- LIGHTING\_DIRECTION : Up

**FINISHES OPTION**

-  Black (BK)
-  Natural Aged Brass (NAB)
-  Satin Nickel (SN)

**GLASS**

Satin White SW

**MATERIAL**

Steel, Glass

**RATINGS**

cETLus  
Dry Location



**ADDITIONAL**

INSTALL UP/DOWN: Down  
OPERATING TEMPERATURE:  
-20°C (-4°F), 40°C (104°F)

Always consult a qualified electrician before installing any lighting product.



WESTERN DISTRIBUTION CENTER (HEADQUARTER)  
253 NORTH VINELAND AVE | CITY OF INDUSTRY, CA 91746

EASTERN DISTRIBUTION CENTER  
101 GARDNER PARK | PEACHTREE CITY, GA 30269

P. 626.956.4200 | F. 626.956.4225 | maximlighting.com