



PRODUCT DESCRIPTION

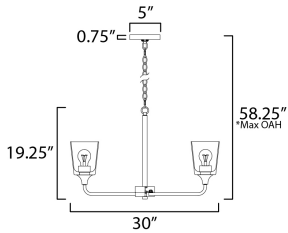
Sleek contours and flared accents define Hudson. A tapered cylinder drum of glass, offered in Clear or Satin White, shapes light with modern simplicity. The streamlined silhouette carries across pendants, chandeliers, and bath sconces for cohesive whole-home design. Finished in Black, Satin Nickel, or Natural Aged Brass, the collection balances durability with elevated detail, delivering a polished architectural look that feels current, approachable, and enduring.

MEASUREMENTS

DIMENSION : 30" L x 30" W x 19.25" H
 MAX OAH : 58.25" OAH
 CANOPY : 5" W x 0.75" H x 5" L
 HANGING WEIGHT : 17.2 lb




LAMPING

INPUT VOLTAGE : 120V
 BULB : 6 x 60W Incandescent E26 Medium , 360W Total
 BULB INCLUDED : (Not Included)
 DIMMABLE : Triac or ELV (Phase Dim)
 LIGHTING_DIRECTION : Up



*max overall height

FINISHES OPTION

-  Black (BK)
-  Natural Aged Brass (NAB)
-  Satin Nickel (SN)

GLASS

Clear CL

MATERIAL

Steel, Glass

RATINGS

cETLus
 Dry Location



ADDITIONAL

INSTALL UP/DOWN: Down
 OPERATING TEMPERATURE:
 -20°C (-4°F), 40°C (104°F)

Always consult a qualified electrician before installing any lighting product.



WESTERN DISTRIBUTION CENTER (HEADQUARTER)
 253 NORTH VINELAND AVE | CITY OF INDUSTRY, CA 91746

EASTERN DISTRIBUTION CENTER
 101 GARDNER PARK | PEACHTREE CITY, GA 30269

P. 626.956.4200 | F. 626.956.4225 | maximlighting.com