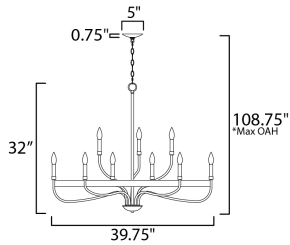




**PRODUCT DESCRIPTION**

Elegant simple chandelier forms in your choice of Matte Black, Satin Nickel, or Heritage Brass. The timeless and transitional appeal of this series pairs well with a wide range of aesthetics.



\*max overall height




**MEASUREMENTS**

- DIMENSION : 39.75" L x 39.75" W x 32" H
- MAX OAH : 108.75" OAH
- CANOPY : 5" W x 0.75" H x 5" L
- HANGING WEIGHT : 14.74 lb

**LAMPING**

- INPUT VOLTAGE : 120V
- BULB : 9 x 60W Incandescent E12 Candelabra , 540W Total
- BULB INCLUDED : (Not Included)
- DIMMABLE : Y

**FINISHES OPTION**

-  Black (BK)
-  Heritage (HR)
-  Satin Nickel (SN)

**MATERIAL**

Steel

**RATINGS**

cETLus  
Dry Location



**ADDITIONAL**

SLOPE: 30  
OPERATING TEMPERATURE:  
-20°C (-4°F), 40°C (104°F)

Always consult a qualified electrician before installing any lighting product.



WESTERN DISTRIBUTION CENTER (HEADQUARTER)  
253 NORTH VINELAND AVE | CITY OF INDUSTRY, CA 91746

EASTERN DISTRIBUTION CENTER  
101 GARDNER PARK | PEACHTREE CITY, GA 30269

P. 626.956.4200 | F. 626.956.4225 | maximlighting.com