



**PRODUCT DESCRIPTION**

The iconic metal spun cone shade offers a transitional pendant design great as multiples over a kitchen island or dining table. Available in rich finishes including Heritage Brass, Satin Nickel, and Chestnut Bronze. All these shades are painted white on the interior for added luminosity and even light color.




**MEASUREMENTS**

DIMENSION : 18" L x 18" W x 19.5" H  
 MAX OAH : 64.75" OAH  
 CANOPY : 5.5" W x 0.75" H x 5.5" L  
 HANGING WEIGHT : 3.2 lb

**LAMPING**

INPUT VOLTAGE : 120V  
 BULB : 1 x 60W Incandescent E26 Medium , 60W Total  
 BULB INCLUDED : (Not Included)  
 DIMMABLE :

**FINISHES OPTION**

-  Chestnut Bronze (CHB)
-  Heritage (HR)
-  Satin Nickel (SN)

**MATERIAL**

Steel

**RATINGS**

cETLus  
 Dry Location



**ADDITIONAL**

OPERATING TEMPERATURE:  
 -20°C (-4°F), 40°C (104°F)

Always consult a qualified electrician before installing any lighting product.



WESTERN DISTRIBUTION CENTER (HEADQUARTER)  
 253 NORTH VINELAND AVE | CITY OF INDUSTRY, CA 91746

EASTERN DISTRIBUTION CENTER  
 101 GARDNER PARK | PEACHTREE CITY, GA 30269

P. 626.956.4200 | F. 626.956.4225 | maxilighting.com