



PRODUCT DESCRIPTION

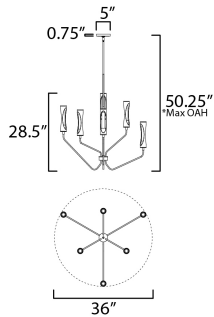
Glamorous and modern, this two-toned lighting collection plays with form and scale. A layered composition of materials, tubular lamps are protected within glass tubes sheathed in metal shades with oval cut-outs that reveal the light source. Chandelier Arms extend in elongated, uneven heights while the sconces are over-scaled for dramatic applications. Available in contrasting finish combinations of Light French Gray with Natural Aged Brass or Matte Black with Antique Brass, the vibrant color palette plays with contrast and exudes luxury.

MEASUREMENTS

DIMENSION : 36" L x 36" W x 28.5" H
 MAX OAH : 50.25" OAH
 CANOPY : 5" W x 0.75" H x 5" L
 HANGING WEIGHT : 9.372 lb



LAMPING

INPUT VOLTAGE : 120V
 LUMENS : 3,360 Rated (3,180 Del.)
 BULB : 6 x 6W LED E26 Medium , 36W Total
 BULB INCLUDED : (Included)
 DIMMABLE : Triac or ELV
 CRI : 90 CRI
 COLOR_TEMP : 2700K



*max overall height

FINISHES OPTION

-  Black / Antique Brass (BKAB)
-  Light French Gray / Natural Aged Brass (LFGNAB)

GLASS

Clear CL

MATERIAL

Steel, Glass

RATINGS

cETLus
 Dry Location



ADDITIONAL

SLOPE: 90
 RATED LIFE 25000 Hours
 OPERATING TEMPERATURE:
 -20°C (-4°F), 40°C (104°F)

Always consult a qualified electrician before installing any lighting product.



WESTERN DISTRIBUTION CENTER (HEADQUARTER)
 253 NORTH VINELAND AVE | CITY OF INDUSTRY, CA 91746

EASTERN DISTRIBUTION CENTER
 101 GARDNER PARK | PEACHTREE CITY, GA 30269

P. 626.956.4200 | F. 626.956.4225 | maximlighting.com