



#### PRODUCT DESCRIPTION

Inspired by classic European candelabra chandeliers, this collection pairs a timeless sweeping frame with shades that set it apart. Swooping arms support soft white linen shades formed in a distinctive undulating wave, adding movement and subtle drama to a familiar silhouette. The contrast between structured metalwork and fluid fabric captures the Kismet House aesthetic-traditional yet unexpectedly elegant, expressive, and quietly memorable.




#### MEASUREMENTS

DIMENSION : 10.5" W x 14.5" H x 12.5" Ext  
 MAX OAH : 5" W x 5" H  
 HANGING WEIGHT : 1.32 lb

#### LAMPING

INPUT VOLTAGE : 120V  
 BULB : 1 x 60W Incandescent E26 Medium , 60W Total  
 BULB INCLUDED : (Not Included)  
 DIMMABLE : Triac or ELV (Phase Dim)  
 LIGHTING\_DIRECTION : Up

#### FINISHES OPTION

-  Natural Aged Brass (NAB)
-  Oil Rubbed Bronze (OI)
-  Polished Nickel (PN)

#### MATERIAL

Steel, Fabric

#### RATINGS

cETLus  
 Damp Location



#### ADDITIONAL

INSTALL UP/DOWN: Up  
 OPERATING TEMPERATURE:  
 -20°C (-4°F), 40°C (104°F)

Always consult a qualified electrician before installing any lighting product.



WESTERN DISTRIBUTION CENTER (HEADQUARTER)  
 253 NORTH VINELAND AVE | CITY OF INDUSTRY, CA 91746

EASTERN DISTRIBUTION CENTER  
 101 GARDNER PARK | PEACHTREE CITY, GA 30269

P. 626.956.4200 | F. 626.956.4225 | maximlighting.com