



**PRODUCT DESCRIPTION**

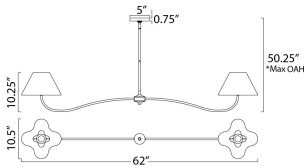
Inspired by classic European candelabra chandeliers, this collection pairs a timeless sweeping frame with shades that set it apart. Swooping arms support soft white linen shades formed in a distinctive undulating wave, adding movement and subtle drama to a familiar silhouette. The contrast between structured metalwork and fluid fabric captures the Kismet House aesthetic-traditional yet unexpectedly elegant, expressive, and quietly memorable.

**MEASUREMENTS**

- DIMENSION : 62" L x 10.5" W x 10.25" H
- MAX OAH : 50.25" OAH
- CANOPY : 5" W x 0.75" H x 5" L
- HANGING WEIGHT : 5.15 lb




**LAMPING**

- INPUT VOLTAGE : 120V
- BULB : 2 x 60W Incandescent E26 Medium , 120W Total
- BULB INCLUDED : (Not Included)
- DIMMABLE : Triac or ELV (Phase Dim)



\*max overall height

**FINISHES OPTION**

-  Natural Aged Brass (NAB)
-  Oil Rubbed Bronze (OI)
-  Polished Nickel (PN)

**GLASS**

White WT

**MATERIAL**

Steel, Fabric

**RATINGS**

cETLus  
Dry Location



**ADDITIONAL**

SLOPE: 30  
OPERATING TEMPERATURE:  
-20°C (-4°F), 40°C (104°F)

Always consult a qualified electrician before installing any lighting product.



WESTERN DISTRIBUTION CENTER (HEADQUARTER)  
253 NORTH VINELAND AVE | CITY OF INDUSTRY, CA 91746

EASTERN DISTRIBUTION CENTER  
101 GARDNER PARK | PEACHTREE CITY, GA 30269

P. 626.956.4200 | F. 626.956.4225 | maximlighting.com