



**PRODUCT DESCRIPTION**

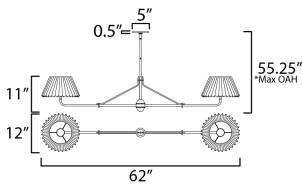
Inspired by beloved silhouettes that first defined the Kismet House aesthetic, this collection returns with greater presence and refined intention. A more substantial frame in Antique Bronze, Polished Nickel, or Weathered Brass anchors the design, while larger-scale fabric shades introduce softness, depth, and dramatic proportion. Choose an oversized Off-White linen shade or pleated floral patterns in Olive or Soft Blue, plus a scalloped gingham in Rustic Beige. The result feels both familiar and renewed, where tailored structure meets expressive materiality.

**MEASUREMENTS**

- DIMENSION : 62" L x 12" W x 11" H
- MAX OAH : 55.25" OAH
- CANOPY : 5" W x 0.5" H x 5" L
- HANGING WEIGHT : 6.5 lb




**LAMPING**

- INPUT VOLTAGE : 120V
- BULB : 2 x 60W Incandescent E26 Medium , 120W Total
- BULB INCLUDED : (Not Included)
- DIMMABLE : Triac or ELV (Phase Dim)



\*Height from center of outlet to the top of the fixture

**FINISHES OPTION**

-  Antique Bronze (ANB)
-  Polished Nickel (PN)
-  Weathered Brass (WBR)

**MATERIAL**

Steel,Fabric,Glass

**RATINGS**

cETLus  
Dry Location



**ADDITIONAL**

SLOPE: 30  
OPERATING TEMPERATURE:  
-20°C (-4°F), 40°C (104°F)

Always consult a qualified electrician before installing any lighting product.



WESTERN DISTRIBUTION CENTER (HEADQUARTER)  
253 NORTH VINELAND AVE | CITY OF INDUSTRY, CA 91746

EASTERN DISTRIBUTION CENTER  
101 GARDNER PARK | PEACHTREE CITY, GA 30269

P. 626.956.4200 | F. 626.956.4225 | maximlighting.com