



**PRODUCT DESCRIPTION**

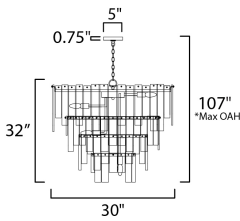
Gracefully flowing molten glass panels with a uniquely organic aesthetic encircle rings of rich Darkened Bronze metal or hand-applied Gold Leaf. This refined interpretation of tiered glass pendants exudes warmth and elegance, effortlessly blending a moody ambiance with timeless contemporary charm.

**MEASUREMENTS**

DIMENSION : 30" L x 30" W x 32" H  
 MAX OAH : 107" OAH  
 CANOPY : 5" W x 1" H x 5" L  
 HANGING WEIGHT : 74.48 lb



**LAMPING**

INPUT VOLTAGE : 120V  
 BULB : 12 x 60W Incandescent E12 Candelabra , 720W Total  
 BULB INCLUDED : (Not Included)  
 DIMMABLE : Y



\*max overall height

**FINISHES OPTION**

-  Dark Bronze (DBZ)
-  Gold Leaf (GL)

**GLASS**

Artisan AG

**MATERIAL**

Steel, Glass

**RATINGS**

cETLus  
 Dry Location



**ADDITIONAL**

OPERATING TEMPERATURE:  
 -20°C (-4°F), 40°C (104°F)

Always consult a qualified electrician before installing any lighting product.



WESTERN DISTRIBUTION CENTER (HEADQUARTER)  
 253 NORTH VINELAND AVE | CITY OF INDUSTRY, CA 91746

EASTERN DISTRIBUTION CENTER  
 101 GARDNER PARK | PEACHTREE CITY, GA 30269

P. 626.956.4200 | F. 626.956.4225 | maximlighting.com