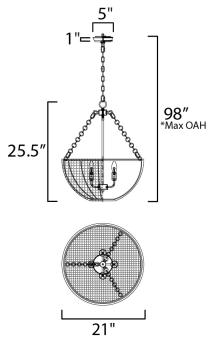




**PRODUCT DESCRIPTION**

Hand-woven Natural Rattan blends casual comfort with impeccable craftsmanship. Further demonstrating the artisanal touch applied to this series, two hand-painted finish options either match Weathered White on both the rattan and its metal work or contrast Natural tones with an Antique Bronze finish. Choose from various scales of pendants where in some configurations a Satin White globe shade is included to diffuse the light source within. An ADA wall sconce completes the collection.



\*max overall height



**MEASUREMENTS**

DIMENSION : 21" L x 21" W x 25.5" H  
 MAX OAH : 98" OAH  
 CANOPY : 5" W x 1" H x 5" L  
 HANGING WEIGHT : 7.26 lb

**LAMPING**

INPUT VOLTAGE : 120V  
 BULB : 4 x 60W Incandescent E12 Candelabra , 240W Total  
 BULB INCLUDED : (Not Included)  
 DIMMABLE : Triac or ELV

**FINISHES OPTION**

-  Antique Bronze (ANB)
-  Weathered White (WWT)

**MATERIAL**

Steel, Rattan

**RATINGS**

cULus  
 Dry Location



**ADDITIONAL**

OPERATING TEMPERATURE:  
 -20°C (-4°F), 40°C (104°F)

Always consult a qualified electrician before installing any lighting product.



WESTERN DISTRIBUTION CENTER (HEADQUARTER)  
 253 NORTH VINELAND AVE | CITY OF INDUSTRY, CA 91746

EASTERN DISTRIBUTION CENTER  
 101 GARDNER PARK | PEACHTREE CITY, GA 30269

P. 626.956.4200 | F. 626.956.4225 | maximlighting.com