



**PRODUCT DESCRIPTION**

Simple yet elegant frames are finished in two tone finishes to add upscale element to this economical collection. Frames are available in either Bronze with Antique Brass accents or Black with Satin Nickel accents. Both are supplied with Clear glass shades inspired by stemware for a tailored profile.




**MEASUREMENTS**

DIMENSION : 5" W x 15.75" H x 7.75" Ext  
 MAX OAH : 5.25" W x 6.75" H  
 HANGING WEIGHT : 1.5 lb

**LAMPING**

INPUT VOLTAGE : 120V  
 BULB : 1 x 60W Incandescent E26 Medium , 60W Total  
 BULB INCLUDED : (Not Included)  
 DIMMABLE :  
 LIGHTING\_DIRECTION : Up & Down

**FINISHES OPTION**

-  Black (BK)
-  Natural Aged Brass (NAB)
-  Satin Nickel (SN)

**GLASS**

Clear CL

**MATERIAL**

Steel, Glass

**RATINGS**

cULus  
 Damp Location



**ADDITIONAL**

INSTALL UP/DOWN: Up & Down  
 OPERATING TEMPERATURE:  
 -20°C (-4°F), 40°C (104°F)

Always consult a qualified electrician before installing any lighting product.



WESTERN DISTRIBUTION CENTER (HEADQUARTER)  
 253 NORTH VINELAND AVE | CITY OF INDUSTRY, CA 91746

EASTERN DISTRIBUTION CENTER  
 101 GARDNER PARK | PEACHTREE CITY, GA 30269

P. 626.956.4200 | F. 626.956.4225 | maximlighting.com