





PRODUCT DESCRIPTION

Effortlessly elegant, the biophilic design details that adorn this classic chandelier transport you to an oasis indoors. The design, whether brilliantly gilt in Gold Leaf or hand painted in a textured Anthracite finish, exudes a timeless quality that is sure to please. The graceful form of the chandeliers is constructed of slender metal tubes that sprout from a spherical collector at the center and Off-White metal candle covers. Coordinating Wall Sconces, Pendants and Flush Mount feature matching leaf clusters that allow for coordinating applications throughout the home.

FINISHES OPTION

-  Anthracite (AR)
-  Gold Leaf (GL)

MATERIAL

Steel

RATINGS

cETLus
Dry Location



ADDITIONAL

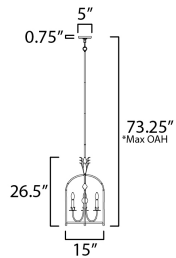
OPERATING TEMPERATURE:
-20°C (-4°F), 40°C (104°F)

MEASUREMENTS

- DIMENSION : 15" L x 15" W x 26.5" H
- MAX OAH : 73.25" OAH
- CANOPY : 5" W x 0.75" H x 5" L
- HANGING WEIGHT : 7.3 lb

LAMPING

- INPUT VOLTAGE : 120V
- BULB : 3 x 60W Incandescent E12 Candelabra , 180W Total
- BULB INCLUDED : (Not Included)
- DIMMABLE : Y



*max overall height

Always consult a qualified electrician before installing any lighting product.



WESTERN DISTRIBUTION CENTER (HEADQUARTER)
253 NORTH VINELAND AVE | CITY OF INDUSTRY, CA 91746

EASTERN DISTRIBUTION CENTER
101 GARDNER PARK | PEACHTREE CITY, GA 30269

P. 626.956.4200 | F. 626.956.4225 | maximlighting.com