



PRODUCT DESCRIPTION

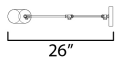
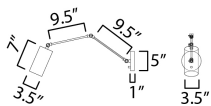
With bold geometry and a globally inspired edge, the Shaka collection makes a statement in simplicity. Each cylindrical drum shade is hand-finished in hammered metal, etched with an elongated oval pattern that adds visual rhythm and soft texture. The light casts downward in warm tones made even more distinct by your choice of two finishes: a striking Black with White contrast or rich Antique Brass. Available in multiple pendant sizes and a swing arm wall sconce, the collection brings a refined, sculptural element to modern interiors.

MEASUREMENTS



DIMENSION : 5" L x 23" W x 13" H
 MAX OAH : 5" W x 5" H
 HANGING WEIGHT : 1.98 lb

LAMPING

INPUT VOLTAGE : 120V
 BULB : 1 x 40W Incandescent E26 Medium , 40W Total
 BULB INCLUDED : (Not Included)
 DIMMABLE : Triac or ELV
 LIGHTING_DIRECTION : Down



FINISHES OPTION

-  Black / White (BKWT)
-  Weathered Brass (WBR)

MATERIAL

Steel

RATINGS

cULus
 Dry Location



ADDITIONAL

INSTALL UP/DOWN: Down
 OPERATING TEMPERATURE:
 -20°C (-4°F), 40°C (104°F)

Always consult a qualified electrician before installing any lighting product.



WESTERN DISTRIBUTION CENTER (HEADQUARTER)
 253 NORTH VINELAND AVE | CITY OF INDUSTRY, CA 91746

EASTERN DISTRIBUTION CENTER
 101 GARDNER PARK | PEACHTREE CITY, GA 30269

P. 626.956.4200 | F. 626.956.4225 | maximlighting.com