



**PRODUCT DESCRIPTION**

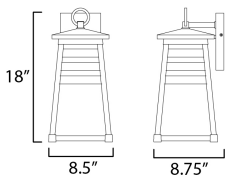
Contrasting louvered insets are set within Matte Black trapezoidal frames. The frames are made of Vivex so their finish will withstand harsher climates. The louvered panel insets are made of aluminum and feature a full cut-off design aesthetic making this design suitable for Dark Sky applications. An added benefit is the removal of glass altogether, adding a robust quality to the construction of the fixtures leading to longevity and lower maintenance. These wide plank louver panels complement the design's coastal styling adding interest in contrasting Weathered Zinc or White options, while the matte Black finish blends into the frame for a cleaner, more seamless approach.

**MEASUREMENTS**




DIMENSION : 8.5" W x 18" H x 8.75" Ext  
 BACK PLATE : 4.75" W x 6.75" H x 14.75" HCO  
 HANGING WEIGHT : 3.41 lb

**LAMPING**

INPUT VOLTAGE : 120V  
 BULB : 1 x 60W Incandescent E26 Medium , 60W Total  
 BULB INCLUDED : (Not Included)  
 LIGHTING\_DIRECTION : Up



**FINISHES OPTION**

-  Black (BK)
-  Weathered Zinc/Black (WZBK)
-  White / Black (WTBK)

**MATERIAL**

EPMM, Aluminum

**RATINGS**

cETLus  
 Wet Location  
 DARKSKY



**ADDITIONAL**

INSTALL UP/DOWN: Up  
 OPERATING TEMPERATURE:  
 -20°C (-4°F), 40°C (104°F)

Always consult a qualified electrician before installing any lighting product.



WESTERN DISTRIBUTION CENTER (HEADQUARTER)  
 253 NORTH VINELAND AVE | CITY OF INDUSTRY, CA 91746

EASTERN DISTRIBUTION CENTER  
 101 GARDNER PARK | PEACHTREE CITY, GA 30269

P. 626.956.4200 | F. 626.956.4225 | maximlighting.com