



PRODUCT DESCRIPTION

This very compact LED flush mount directly installs on any 4" junction box and gives the look of a recessed trim. Constructed of Die Cast Aluminum, the Diverse luminaire is dimmable and approved for wet or damp locations so it can be used in virtually any ceiling application, including showers.




MEASUREMENTS

DIMENSION : 11" L x 11" W x 1.75" H
HANGING WEIGHT : 1.24 lb

LAMPING

INPUT VOLTAGE : 120V
LUMENS : 1,750 Rated (1,400 Del.)
BULB : 1 x 19W LED PCB Integrated , 19W Total
BULB INCLUDED : (Integrated)
DIMMABLE : ELV or Triac CL
CRI : 90 CRI
COLOR_TEMP : 3000K

FINISHES OPTION

 Black (BK)
 Bronze (BZ)
 Satin Nickel (SN)
 White (WT)

GLASS

White WT

MATERIAL

Polycarbonate, Steel

RATINGS

cETLus
Wet Location
Energy Star



ADDITIONAL

RATED LIFE 50000 Hours
OPERATING TEMPERATURE:
-20°C (-4°F), 40°C (104°F)

Always consult a qualified electrician before installing any lighting product.



WESTERN DISTRIBUTION CENTER (HEADQUARTER)
253 NORTH VINELAND AVE | CITY OF INDUSTRY, CA 91746

EASTERN DISTRIBUTION CENTER
101 GARDNER PARK | PEACHTREE CITY, GA 30269

P. 626.956.4200 | F. 626.956.4225 | maximlighting.com