



**PRODUCT DESCRIPTION**

Defined by its contemporary edge, this series of flush mounts and wall sconces features a layered dimensional shade of acrylic. The thick miter cut Clear acrylic encases an inner opal White diffuser that is evenly illuminated by a high-powered integrated LED. Select from 5 different color temperatures using an easily accessible switch on the frame.




**MEASUREMENTS**

DIMENSION : 24" L x 5" W x 2.75" H x 2.75" Ext  
 HANGING WEIGHT : 2.6 lb

**LAMPING**

INPUT VOLTAGE : 120V  
 LUMENS : 2,100 Rated (1,700 Del.)  
 BULB : 1 x 24W LED AC Integrated , 24W Total  
 BULB INCLUDED : (Integrated)  
 DIMMABLE : Triac/ELV dimming  
 CRI : 90 CRI  
 COLOR\_TEMP : 27-30-35-40-50K  
 LIGHTING\_DIRECTION : Directional

**FINISHES OPTION**

-  Black (BK)
-  Polished Chrome (PC)
-  Satin Nickel (SN)

**GLASS**

Clear and Frosted CLFT

**MATERIAL**

PMMA Acrylic, Aluminum

**RATINGS**

cETLus  
 Damp Location  
 CA Title 24



**ADDITIONAL**

INSTALL UP/DOWN: Any  
 RATED LIFE 50000 Hours  
 OPERATING TEMPERATURE:  
 -20°C (-4°F), 40°C (104°F)

Always consult a qualified electrician before installing any lighting product.



WESTERN DISTRIBUTION CENTER (HEADQUARTER)  
 253 NORTH VINELAND AVE | CITY OF INDUSTRY, CA 91746

EASTERN DISTRIBUTION CENTER  
 101 GARDNER PARK | PEACHTREE CITY, GA 30269

P. 626.956.4200 | F. 626.956.4225 | maximlighting.com