



PRODUCT DESCRIPTION

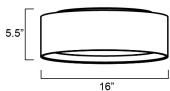
Drum shades in a variety of fabrics and materials are a core lighting offering. Flush mounts, pendants, and ADA sconces are available in options of linen, organza, grasscloth, and sound absorbing grey felt shades. An internal acrylic diffuser, illuminated by an evenly dispersed powerful LED light source, directs light downward and produces an ambient glow inside the outer shade. This lens features a crisp and tidy twist-lock mechanism that eliminates any visible hardware. whether it is put in a residential or commercial context, this collection meets the necessary application needs while adding style to the space.

MEASUREMENTS




DIMENSION : 16" L x 16" W x 6" H
 CANOPY : 13.75" W x 1.25" H x 13.75" L
 HANGING WEIGHT : 4.45 lb

LAMPING

INPUT VOLTAGE : 120-277V
 LUMENS : 1,260 Rated (1,200 Del.)
 BULB : 1 x 18W LED PCB Integrated , 18W Total
 BULB INCLUDED : (Integrated)
 DIMMABLE : 3-in-1: Triac, ELV, or 0-10V
 CRI : 90 CRI
 COLOR_TEMP : 3000K



FINISHES OPTION

-  Gray (GY)
-  Oatmeal (OM)
-  White Linen (WL)

MATERIAL

Steel, Acrylic, Fabric

RATINGS

cETLus
 Dry Location



ADDITIONAL

RATED LIFE 50000 Hours
 OPERATING TEMPERATURE:
 -20°C (-4°F), 40°C (104°F)

Always consult a qualified electrician before installing any lighting product.



WESTERN DISTRIBUTION CENTER (HEADQUARTER)
 253 NORTH VINELAND AVE | CITY OF INDUSTRY, CA 91746

EASTERN DISTRIBUTION CENTER
 101 GARDNER PARK | PEACHTREE CITY, GA 30269

P. 626.956.4200 | F. 626.956.4225 | maximlighting.com