



PRODUCT DESCRIPTION

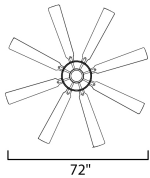
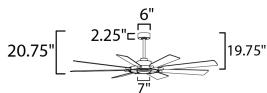
Inspired by the steering wheel of a nautical ship, the Helm fan boasts an impressive 72" blade span and stylish two-tone finishes. Its plywood blades offer dual-sided contrasting finishes, allowing for customizable design. Choose from a Black frame with Natural Aged Brass accents paired with Black and White blades, or a Satin Nickel frame with White and Blackened Walnut blades. The energy-efficient DC motor is operated by a convenient remote control, which magnetically attaches to a standard wall plate. The integrated LED light kit features tunable color temperature, adjustable from warm 2700K to bright 5000K, offering versatile lighting options for any space.

MEASUREMENTS


DIMENSION : 72" L x 72" W x 20.75" H
 MAX OAH : 20.75" OAH
 CANOPY : 5.9" W x 2.36" H x 5.9" L
 HANGING WEIGHT : 22.93 lb

LAMPING

INPUT VOLTAGE : 120V
 LUMENS : 1,680 Rated (1,180 Del.)
 BULB : 1 x 24W LED PCB Integrated , 24W Total
 BULB INCLUDED : (Integrated)
 DIMMABLE : Y
 CRI : 90 CRI
 COLOR_TEMP : 27-30-40K



FINISHES OPTION

-  Black / Natural Aged Brass (BKNAB)
-  Satin Nickel (SN)

MATERIAL

Steel

RATINGS

cETLus
 Dry Location
 Energy Star



ADDITIONAL

RATED LIFE 50000 Hours
 OPERATING TEMPERATURE:
 -20°C (-4°F), 40°C (104°F)

Always consult a qualified electrician before installing any lighting product.



WESTERN DISTRIBUTION CENTER (HEADQUARTER)
 253 NORTH VINELAND AVE | CITY OF INDUSTRY, CA 91746

EASTERN DISTRIBUTION CENTER
 101 GARDNER PARK | PEACHTREE CITY, GA 30269

P. 626.956.4200 | F. 626.956.4225 | maximlighting.com