





**PRODUCT DESCRIPTION**

Simple yet elegant frames are finished in two tone finishes to add upscale element to this economical collection. Frames are available in either Bronze with Antique Brass accents or Black with Satin Nickel accents. Both are supplied with Clear glass shades inspired by stemware for a tailored profile.

**FINISHES OPTION**

-  Black / Satin Nickel (BKSN)
-  Bronze / Antique Brass (BZAB)

**GLASS**

Clear CL

**MATERIAL**

Steel, Glass

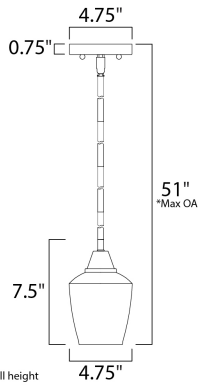
**RATINGS**

cULus  
Dry Location



**ADDITIONAL**

ADJUSTABLE  
SLOPE: 120  
OPERATING TEMPERATURE:  
-20°C (-4°F), 40°C (104°F)



**MEASUREMENTS**

- DIMENSION : 4.75" L x 4.75" W x 7.5" H
- MAX OAH : 51" OAH
- CANOPY : 4.75" W x 0.75" H
- HANGING WEIGHT : 1.76 lb

**LAMPING**

- INPUT VOLTAGE : 120V
- BULB : 1 x 60W Incandescent E26 Medium , 60W Total
- BULB INCLUDED : (Not Included)
- DIMMABLE : Yes

\*max overall height

Always consult a qualified electrician before installing any lighting product.



WESTERN DISTRIBUTION CENTER (HEADQUARTER)  
253 NORTH VINELAND AVE | CITY OF INDUSTRY, CA 91746

EASTERN DISTRIBUTION CENTER  
101 GARDNER PARK | PEACHTREE CITY, GA 30269

P. 626.956.4200 | F. 626.956.4225 | maximlighting.com